

 **SENNHEISER**



Earphones
OMX 980

Instruction manual

Important safety instructions

In order to prevent hearing damage and health problems:

- ▶ Set the volume to a low level before inserting the earphones into your ears.
- ▶ Avoid listening at high volume levels for long periods of time.
- ▶ Keep the earphones at least 1.2" (3 cm) from cardiac pacemakers or implanted defibrillators.

In order to prevent accidents:

- ▶ Do not wear the earphones in an environment that requires your special attention (e.g. in traffic).
- ▶ Keep the earphones out of reach of children who could swallow smaller pieces.

In order to prevent damage to the earphones:

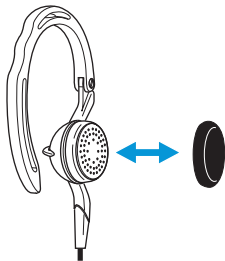
- ▶ Do not expose the earphones to heat (hair dryer, radiator, etc.) and do not store in direct sunlight for extended periods.
- ▶ Protect the earphones from moisture.

Delivery includes

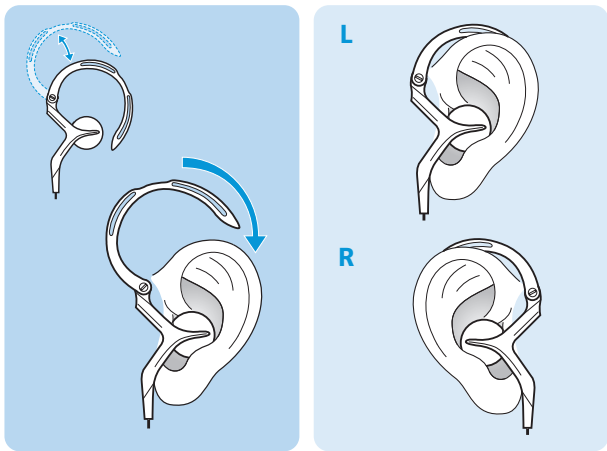
- 1 pair of OMX 980 earphones with volume control
- 2 pairs of foam ear pads
- 1 cable clip
- 1 in-flight adapter
- 1 carrying case
- 1 instruction manual

Adjusting the earphones to your ears

Use the foam ear pads for optimal sound. The earphones must be seated as close to your ear canals as possible.



Inserting the earphones into the ears



WARNING! Interference with cardiac pacemakers

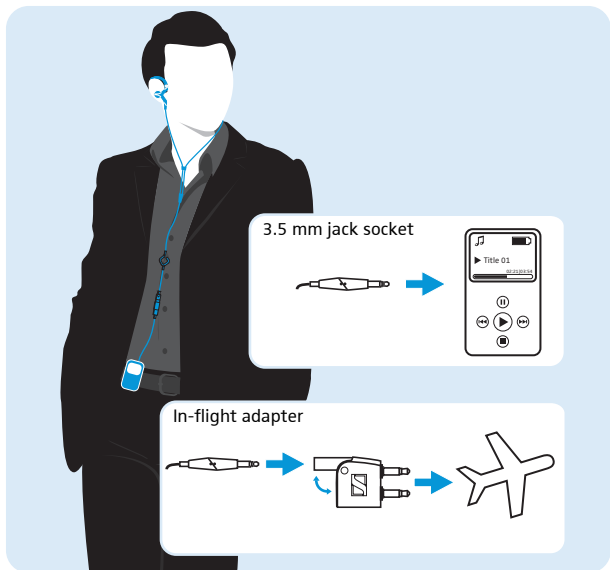


The headphones generate a magnetic field which could interfere with cardiac pacemakers and implanted defibrillators.

- ▶ Keep the earphones at least 1.2" (3 cm) away from cardiac pacemakers and implanted defibrillators.

Connecting the earphones to the audio source

- ▶ Connect the 3.5 mm jack plug of the cable directly to your audio source or use a suitable adapter.



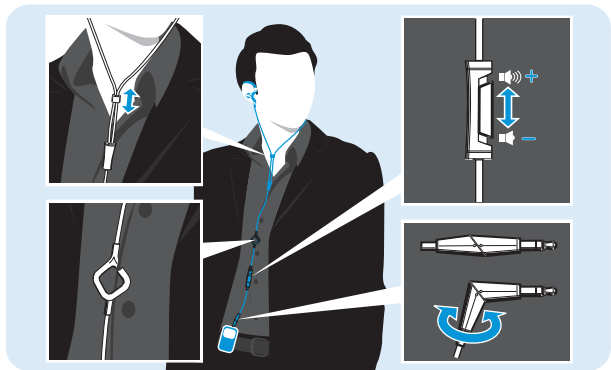
Adjusting the volume and routing the cable

WARNING! Hearing damage due to high volumes!



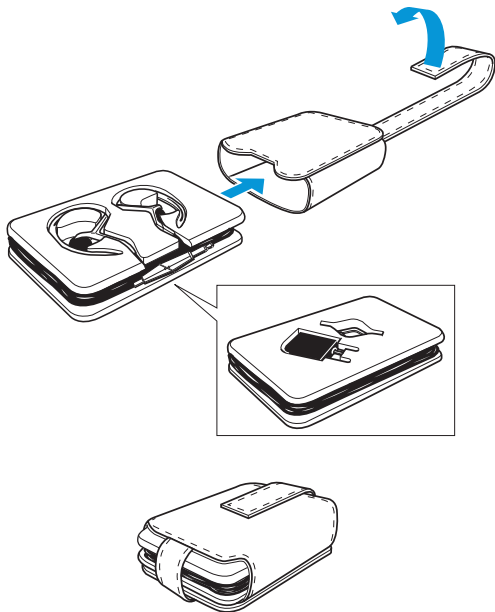
Listening at high volume levels for long periods can lead to permanent hearing defects. Please protect your hearing, Sennheiser headphones also sound exceptionally good at low volumes.

- ▶ Set the volume to a medium level (see diagram).



Transporting the earphones

- ▶ For space-saving and safe transportation, stow the earphones in the carrying case as shown.



Cleaning the earphones

CAUTION! Danger of damage to the earphones

Solvents and other cleansing agents can damage your earphones.

- ▶ Do not use any solvents or cleansing agents.
-

For reasons of hygiene, clean your earphones regularly:

- ▶ Use only a slightly damp cloth to clean the earphones.
- ▶ Carefully remove buildup from the earphones and ear pads.



Accessories are available from your Sennheiser partner. A list of suitable accessories can be found on our web site at www.sennheiser.com.

Specifications

Transducer principle	dynamic, clip-on earphones
Frequency response	16 to 23,000 Hz
Nominal impedance	16 Ω
Sound pressure level at 1 kHz and 1 volt	120 dB
THD at 1 kHz, 100 dB SPL	< 0.1%
Connector	3.5 mm stereo jack plug, nickel-plated
Cable length	1.2 m
Weight	approx. 26 g

Manufacturer Declarations

Warranty

Sennheiser electronic GmbH & Co. KG gives a warranty of 24 months on this product.

For the current warranty conditions, please visit our website at www.sennheiser.com under "Service & Support" or contact your Sennheiser partner.

Declaration of Conformity

This product is in compliance with the essential requirements and other relevant provisions of directives:

- EMC Directive (2004/108/EC)
- RoHS Directive (2002/95/EC)
- WEEE Directive (2002/96/EC)

The declarations are available at www.sennheiser.com. Before putting the device into operation, please observe the respective country-specific regulations!

The product meets the following requirements:





Sennheiser electronic GmbH & Co. KG
Am Labor 1, 30900 Wedemark, Germany
www.sennheiser.com

Printed in China
Publ. 08/09
A01